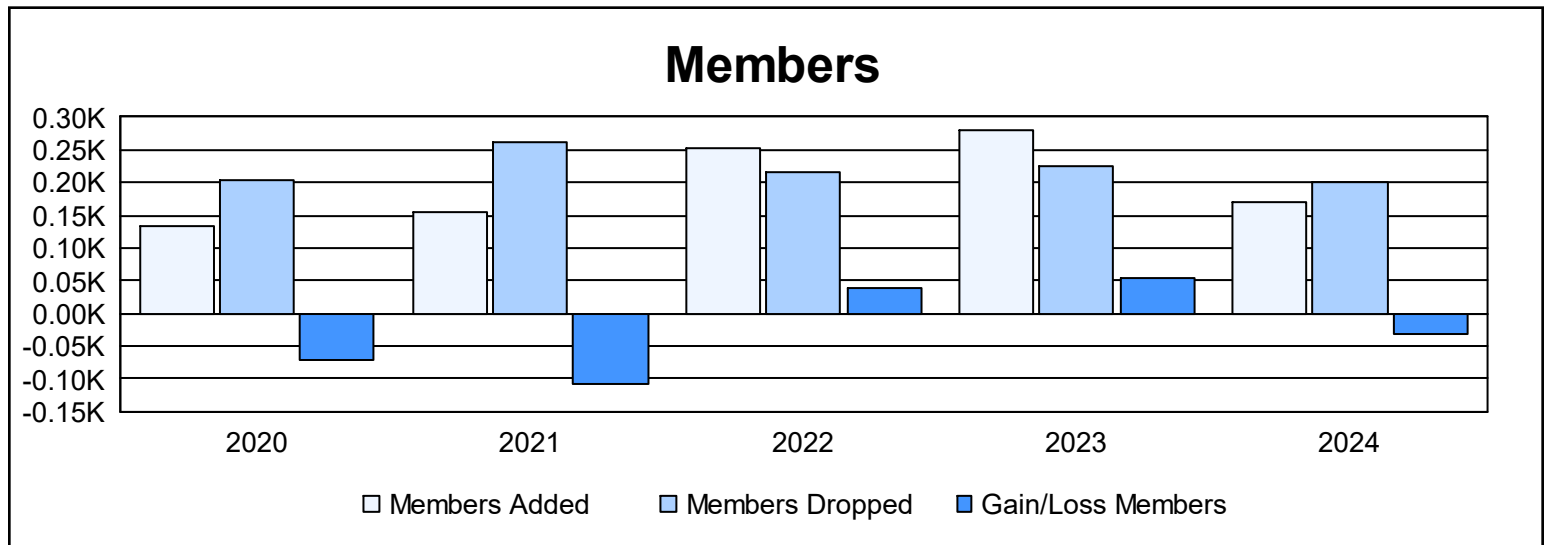
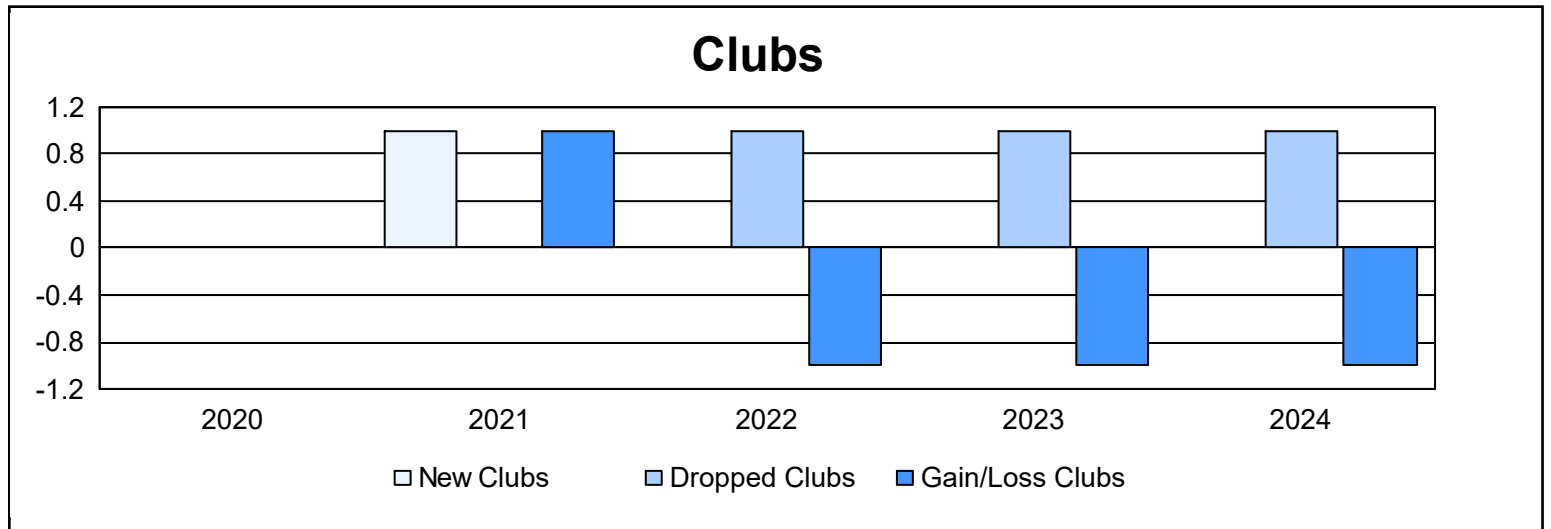
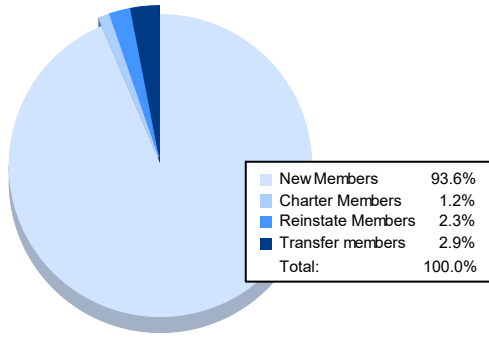


Year	New Clubs	Dropped Clubs	Gain/ Loss Clubs	New Members	Charter Members	Reinstate Members	Transfer Members	Total Member Added	Total Members Dropped	Gain/ Loss Members
2019-2020	0	0	0	118	3	8	3	132	203	-71
2020-2021	1	0	1	109	38	4	4	155	263	-108
2021-2022	0	1	-1	241	2	4	7	254	216	38
2022-2023	0	1	-1	246	1	14	18	279	224	55
2023-2024	0	1	-1	160	2	4	5	171	202	-31
<b>Average</b>	<b>0</b>	<b>1</b>	<b>0</b>	<b>175</b>	<b>9</b>	<b>7</b>	<b>7</b>	<b>198</b>	<b>222</b>	<b>-23</b>



### Membership Composition June 2024 Cumulative



### Gender Composition June 2024 Cumulative

